



Invesco BulletShares® Municipal Bond 2032 Index

Index facts

Ticker	IIBSMBW
Rebalancing Frequency	Monthly
Calculation Frequency	Daily
Calculation Currencies	USD
Launch Date	6/30/2022
Base Date	6/30/2022
Base Value	100

Index characteristics

Coupon (%)	4.99
Effective Duration (Yrs)	8.12
Years to Maturity	14.61
Yield to Maturity (%)	4.08
Quality	AA
Number of Bonds	1,943
Market Capitalization (\$ Billion)	80.34
Top 10 Issues (%)	4.49

Quality breakdown (%)

AAA	26.87
AA+	20.29
AA	27.05
AA-	11.46
A+	3.31
A	4.02
A-	4.82
BBB+	0.89
BBB	0.35
BBB-	0.94

Calendar year performance (%)

2024	0.40
2023	7.66

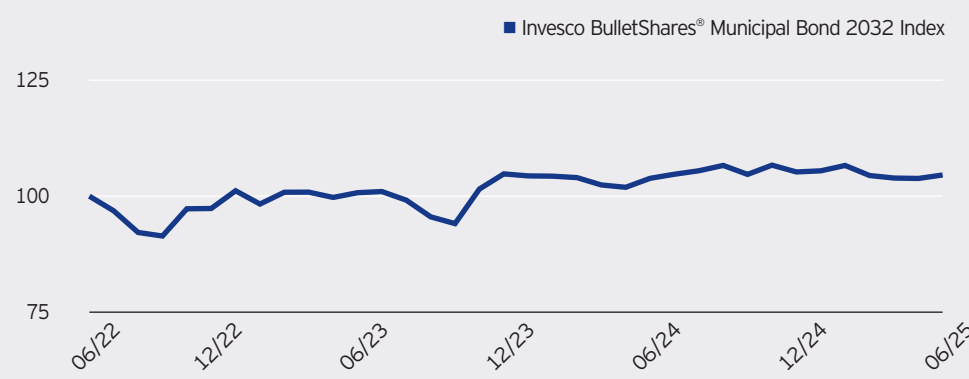
Description

The Invesco BulletShares® Municipal Bond 2032 Index provides exposure to a diversified basket of US dollar-denominated bonds issued by US states, state agencies, or local governments all with a maturity - or in some cases, effective maturity - of 2032. The bonds must be exempt from federal income tax. The Index combines the precise maturity exposure of an individual bond with the diversification benefits of a broad basket of securities and is expected to have a return profile similar to a held-to-maturity bond.

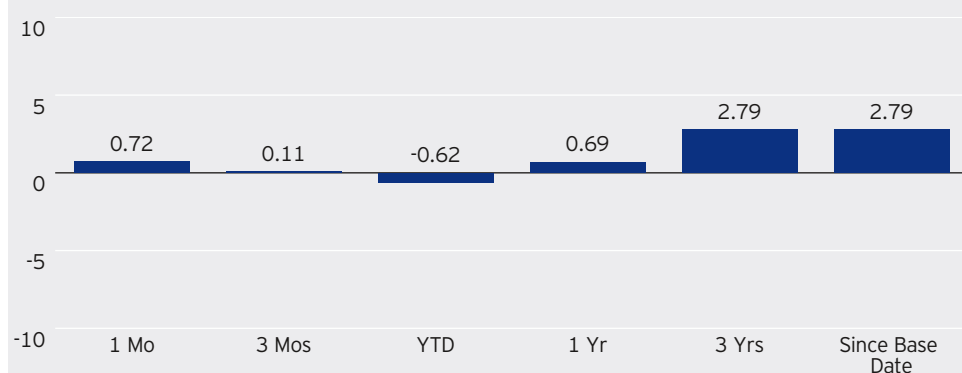
Methodology highlights

The Invesco BulletShares® Municipal Bond Indexes consist of US dollar-denominated securities issued by US states, state agencies, or local governments that are exempt from federal income tax. Bonds must have a credit rating of at least BBB- (or equivalent) and an outstanding face value of at least \$15 million to be included. The indexes employ a market value weighting methodology, subject to a 5% limit on individual issuers in each Index applied at each monthly rebalancing prior to the final maturing year of an Index.

Historical performance



Periodic performance (%)



The Index was launched on 6/30/2022. The total return index assumes dividends are reinvested in the index after the close on the ex-date.


All data prior to its launch date is back-tested (i.e. calculations of how the Index might have performed over that time period had the Index existed). Back-tested performance is subject to inherent limitations because it reflects retroactive application of an Index methodology and selection of Index constituents with the benefit of hindsight. Past performance, actual or back-tested, is no guarantee of future performance.

Invesco BulletShares® Municipal Bond 2032 Index


Top 10 constituents by index weight

Issuer	Region	Coupon (%)	Maturity	Weight (%)
State of California	West	5.250	8/1/2032	0.66
Regents of the University of California Medical Center Poole	West	5.000	5/15/2047	0.53
Los Angeles Unified School District/CA	West	5.000	7/1/2032	0.48
Oklahoma Turnpike Authority	Southwest	5.500	1/1/2053	0.46
University of California	West	5.000	5/15/2032	0.46
New York City Municipal Water Finance Authority	Mid-Atlantic	5.250	6/15/2052	0.44
Iowa Finance Authority	Midwest	5.000	12/1/2050	0.42
Triborough Bridge & Tunnel Authority	Mid-Atlantic	5.000	11/15/2032	0.36
University of California	West	5.000	5/15/2052	0.34
State of New Jersey	Mid-Atlantic	4.000	6/1/2032	0.34


Bond sector breakdown (%)




Maturity breakdown (%)



Region allocation (%)



Currency allocation (%)



The information provided is for informational purposes only and should not be construed as an offer to buy or sell any financial instruments, or a recommendation for any security or fund interest. Invesco Indexing LLC is not an investment adviser or fiduciary and makes no representation regarding the advisability of investing in any security or strategy. There can be no assurance that an investment strategy based on the Invesco Indexes will be successful.

Indexes are unmanaged and it is not possible to invest directly in an index. Exposure to an asset class or trading strategy represented by an index is only available through investable instruments (if any) based on that index. Invesco Indexing LLC does not issue, sponsor, endorse, market, offer, review or otherwise express any opinion regarding any fund, derivative or other security, financial product or trading strategy that is based on, linked to or seeks to track the performance of any Invesco Indexing LLC index.

As of June 30, 2025