



Invesco Global ex-Japan Green Horizons Bond Index

Index facts

Ticker	IIGKGYH
Rebalancing Frequency	Monthly
Calculation Frequency	Daily
Calculation Currencies	JPY
Launch Date	2/13/2020
Base Date	12/31/2015
Base Value	100

Index characteristics

Coupon (%)	1.56
Effective Duration (Yrs)	8.38
Years to Maturity	9.42
Yield to Maturity (%)	0.46
Quality	AA-
Number of Bonds	418
Market Capitalization (\$ Billion)	352.43
Top 10 Issues (%)	19.58

Quality breakdown (%)

AAA	24.21
AA+	3.10
AA	20.78
AA-	6.14
A+	8.37
A	4.23
A-	10.69
BBB+	12.08
BBB	7.09
BBB-	3.31

Calendar year performance (%)

2019	6.06
2018	-5.50
2017	7.00
2016	-1.52

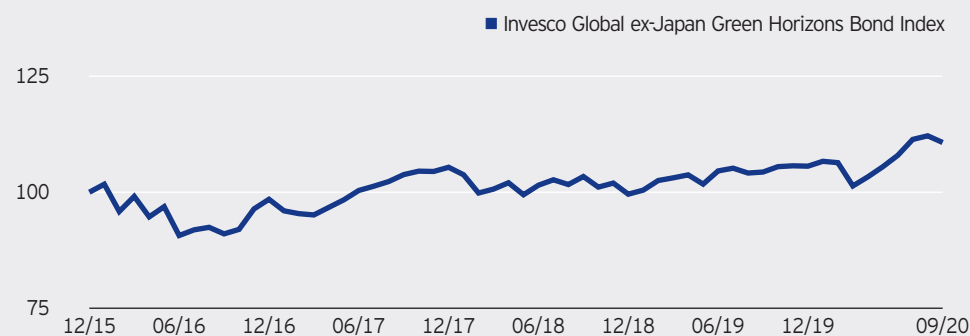
Description

The Invesco Global ex-Japan Green Horizons Bond Index is designed to provide exposure to investment grade bonds issued by global (excluding Japan) corporations, sovereigns, or government-related entities that are designated "Green Bonds" by an independent evaluator.

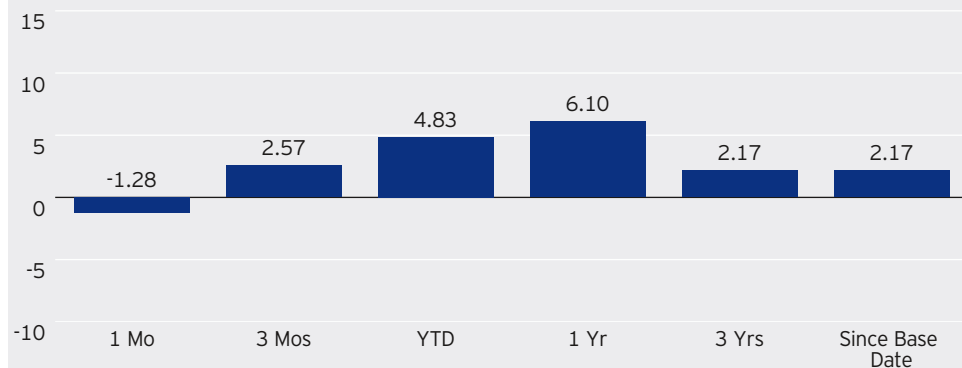
Methodology highlights

The Index Universe includes global (excluding Japan), fixed, step-up, or zero-coupon bonds with a final maturity greater than or equal to one year issued by corporations, sovereigns, or government-related entities. Index constituents are market value weighted. All securities are limited to a 10% maximum weight at each Index update.

Historical performance



Periodic performance (%)



The Index was launched on 2/13/2020. The total return index assumes dividends are reinvested in the index after the close on the ex-date.


All data prior to its launch date is back-tested (i.e. calculations of how the Index might have performed over that time period had the Index existed). Back-tested performance is subject to inherent imitations because it reflects retroactive application of an Index methodology and selection of Index constituents with the benefit of hindsight. Past performance, actual or back-tested, is no guarantee of future performance.

Invesco Global ex-Japan Green Horizons Bond Index


Top 10 constituents by index weight

Issuer	Region	Coupon (%)	Maturity	Weight (%)
French Republic Government Bond OAT	Developed Europe	1.750	6/25/2039	10.46
Ireland Government Bond	Developed Europe	1.350	3/18/2031	1.85
Kreditanstalt fuer Wiederaufbau	Developed Europe	0.010	5/5/2027	1.32
Societe Du Grand Paris EPIC	Developed Europe	1.000	2/18/2070	1.15
Societe Du Grand Paris EPIC	Developed Europe	1.700	5/25/2050	1.04
Kreditanstalt fuer Wiederaufbau	Developed Europe	-	9/15/2028	0.99
Societe Du Grand Paris EPIC	Developed Europe	1.125	5/25/2034	0.72
Chile Government International Bond	Emerging Americas	3.500	1/25/2050	0.72
European Investment Bank	Developed Europe	0.500	11/15/2023	0.68
Kreditanstalt fuer Wiederaufbau	Developed Europe	0.250	6/30/2025	0.66


Bond sector breakdown (%)



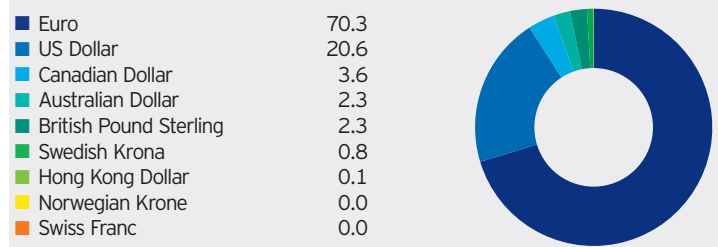
Maturity breakdown (%)



Region allocation (%)



Currency allocation (%)



The information provided is for informational purposes only and should not be construed as an offer to buy or sell any financial instruments, or a recommendation for any security or fund interest. Invesco Indexing LLC is not an investment adviser or fiduciary and makes no representation regarding the advisability of investing in any security or strategy. There can be no assurance that an investment strategy based on the Invesco Indexes will be successful.

Indexes are unmanaged and it is not possible to invest directly in an index. Exposure to an asset class or trading strategy represented by an index is only available through investable instruments (if any) based on that index. Invesco Indexing LLC does not issue, sponsor, endorse, market, offer, review or otherwise express any opinion regarding any fund, derivative or other security, financial product or trading strategy that is based on, linked to or seeks to track the performance of any Invesco Indexing LLC index.

As of Sept. 30, 2020