



Nasdaq BulletShares® USD Corporate Bond 2028 Index

Index facts

Ticker	BSCBS
Rebalancing Frequency	Monthly
Calculation Frequency	Daily
Calculation Currencies	USD
Launch Date	5/31/2018
Base Date	5/31/2018
Base Value	100

Index characteristics

Coupon (%)	3.48
Effective Duration (Yrs)	5.71
Years to Maturity	6.61
Yield to Maturity (%)	1.98
Quality	BBB+
Number of Bonds	193
Market Capitalization (\$ Billion)	189.09
Top 10 Issues (%)	17.10

Quality breakdown (%)

AAA	4.10
AA+	1.18
AA	4.01
AA-	2.45
A+	12.72
A	9.07
A-	17.33
BBB+	16.91
BBB	20.13
BBB-	12.10

Calendar year performance (%)

2020	10.62
2019	15.61

Past performance is no guarantee of future results.

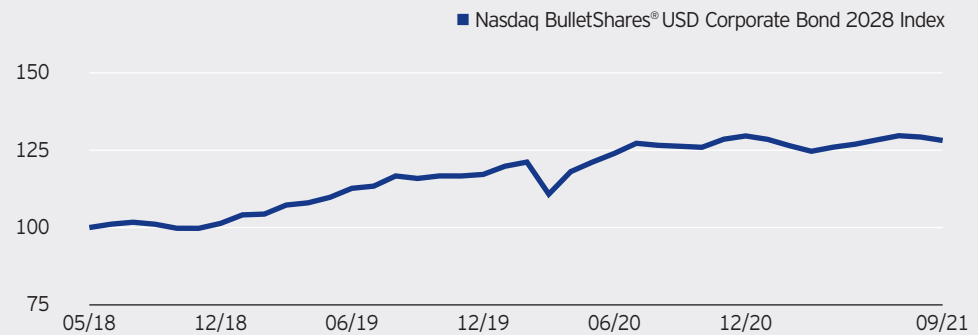
Description

The Nasdaq BulletShares® USD Corporate Bond 2028 Index provides exposure to a diversified basket of US dollar-denominated, investment grade bonds, all with a maturity of 2028. The Index combines the precise maturity exposure of an individual bond with the diversification benefits of a broad basket of securities, and is expected to have a return profile similar to a held-to-maturity bond.

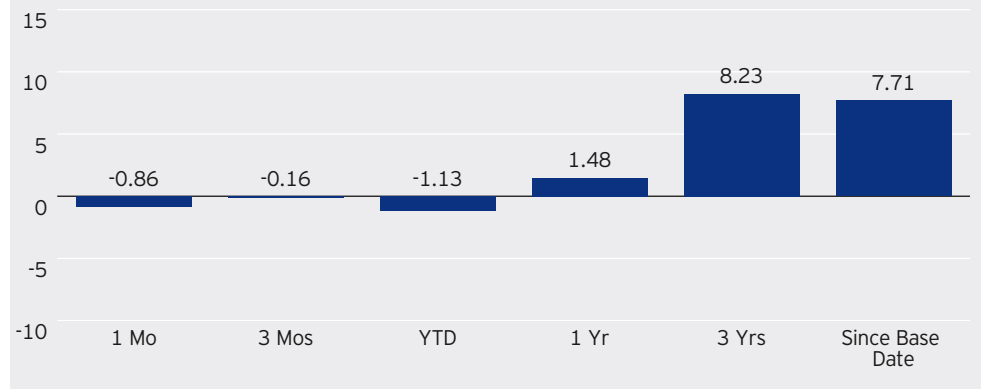
Methodology highlights

The Nasdaq BulletShares® USD Corporate Bond 2028 Index consists of US dollar-denominated securities of globally domiciled corporate issuers that pay fixed amounts of taxable interest. Bonds must have a credit rating of at least BBB- (or equivalent) and a minimum outstanding par amount of \$500 million to be included.

Historical performance



Periodic performance (%)

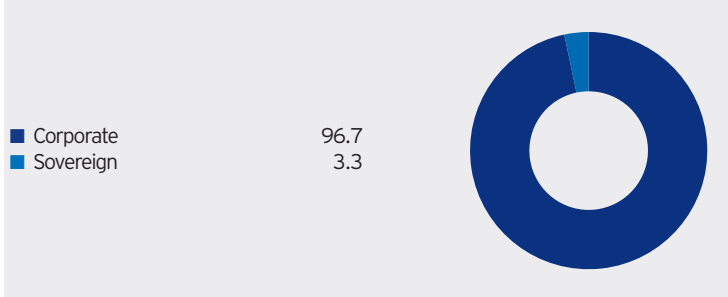


Nasdaq BulletShares® USD Corporate Bond 2028 Index

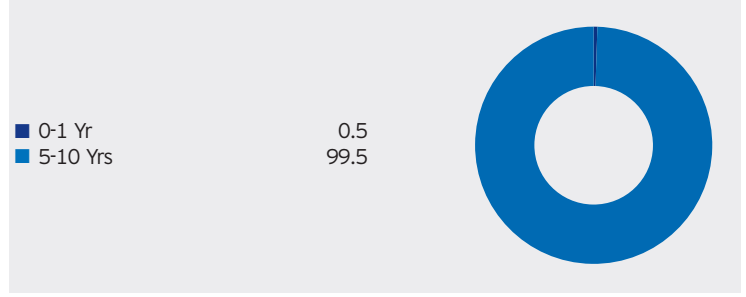
Top 10 constituents by index weight

Issuer	Region	Coupon (%)	Maturity	Weight (%)
CVS Health Corp	Developed Americas	4.300	3/25/2028	3.85
Cigna Corp	Developed Americas	4.375	10/15/2028	2.14
Vodafone Group PLC	Developed Europe	4.375	5/30/2028	1.67
Raytheon Technologies Corp	Developed Americas	4.125	11/16/2028	1.66
Walmart Inc	Developed Americas	3.700	6/26/2028	1.51
Verizon Communications Inc	Developed Americas	2.100	3/22/2028	1.46
Anheuser-Busch InBev Worldwide Inc	Developed Europe	4.000	4/13/2028	1.38
Apple Inc	Developed Americas	1.200	2/8/2028	1.18
Citigroup Inc	Developed Americas	4.125	7/25/2028	1.13
Centene Corp	Developed Americas	2.450	7/15/2028	1.12

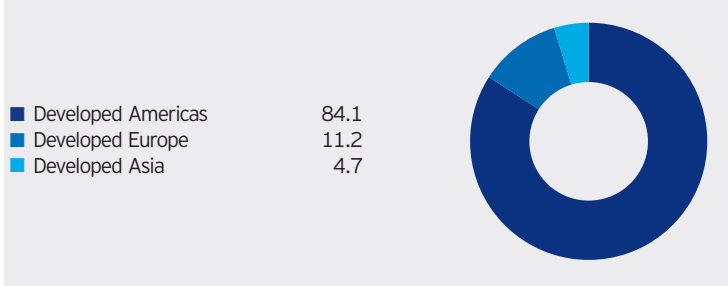
Bond sector breakdown (%)



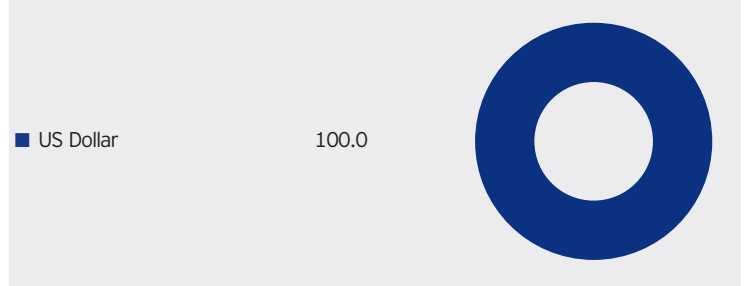
Maturity breakdown (%)



Region allocation (%)



Currency allocation (%)



Totals may not add up to 100% due to rounding.

The information provided is for informational purposes only and should not be construed as an offer to buy or sell any financial instruments, or a recommendation for any security or fund interest. Invesco Indexing LLC is not an investment adviser or fiduciary and makes no representation regarding the advisability of investing in any security or strategy. There can be no assurance that an investment strategy based on the Invesco Indexes will be successful.

Indexes are unmanaged and it is not possible to invest directly in an index. Exposure to an asset class or trading strategy represented by an index is only available through investable instruments (if any) based on that index. Invesco Indexing LLC does not issue, sponsor, endorse, market, offer, review or otherwise express any opinion regarding any fund, derivative or other security, financial product or trading strategy that is based on, linked to or seeks to track the performance of any Invesco Indexing LLC index.

As of Sept. 30, 2021