



Invesco BulletShares® Municipal Bond 2031 Index

Index facts

Ticker	IIBSMBV
Rebalancing Frequency	Monthly
Calculation Frequency	Daily
Calculation Currencies	USD
Launch Date	6/30/2021
Base Date	6/30/2021
Base Value	100

Index characteristics

Coupon (%)	4.75
Effective Duration (Yrs)	7.05
Years to Maturity	11.21
Yield to Maturity (%)	3.80
Quality	AA
Number of Bonds	1,602
Market Capitalization (\$ Billion)	58.93
Top 10 Issues (%)	5.34

Quality breakdown (%)

AAA	26.17
AA+	19.32
AA	28.22
AA-	14.85
A+	4.76
A	2.52
A-	3.10
BBB+	0.39
BBB	0.46
BBB-	0.22

Calendar year performance (%)

2024	0.28
2023	6.79
2022	-15.38

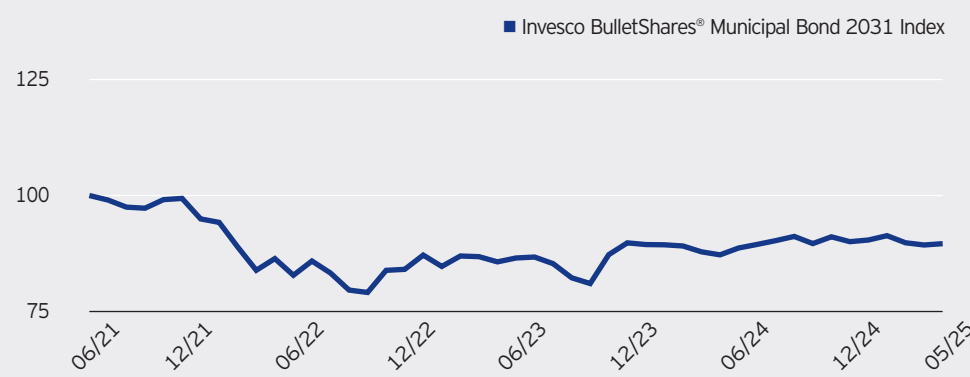
Description

The Invesco BulletShares® Municipal Bond 2031 Index provides exposure to a diversified basket of US dollar-denominated bonds issued by US states, state agencies, or local governments all with a maturity - or in some cases, effective maturity - of 2031. The bonds must be exempt from federal income tax. The Index combines the precise maturity exposure of an individual bond with the diversification benefits of a broad basket of securities and is expected to have a return profile similar to a held-to-maturity bond.

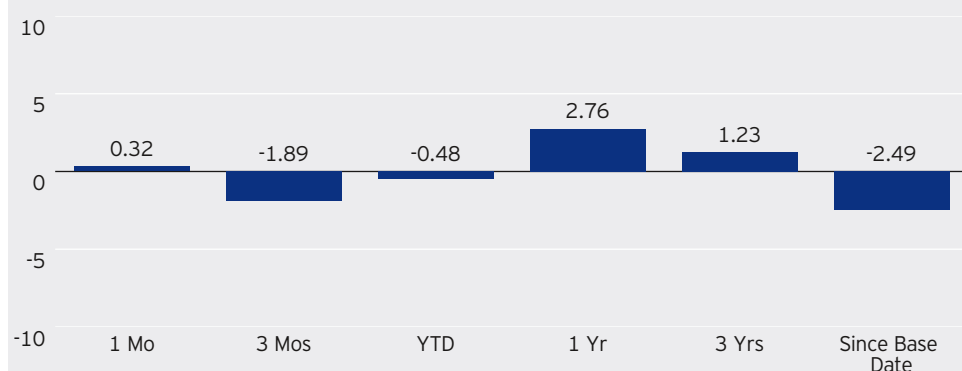
Methodology highlights

The Invesco BulletShares® Municipal Bond Indexes consist of US dollar-denominated securities issued by US states, state agencies, or local governments that are exempt from federal income tax. Bonds must have a credit rating of at least BBB- (or equivalent) and an outstanding face value of at least \$15 million to be included. The indexes employ a market value weighting methodology, subject to a 5% limit on individual issuers in each Index applied at each monthly rebalancing prior to the final maturing year of an Index.

Historical performance



Periodic performance (%)




Invesco BulletShares® Municipal Bond 2031 Index


Top 10 constituents by index weight

Issuer	Region	Coupon (%)	Maturity	Weight (%)
Triborough Bridge & Tunnel Authority	Mid-Atlantic	5.000	5/15/2051	0.84
State of New Jersey	Mid-Atlantic	4.000	6/1/2031	0.74
Illinois State Toll Highway Authority	Midwest	5.000	1/1/2045	0.62
Los Angeles Unified School District/CA	West	5.000	7/1/2031	0.62
City of New York NY	Mid-Atlantic	5.000	8/1/2047	0.49
State of California	West	5.000	9/1/2041	0.46
South Carolina Jobs-Economic Development Authority	Southeast	5.000	11/1/2031	0.45
New Jersey Turnpike Authority	Mid-Atlantic	4.000	1/1/2042	0.38
University of California	West	5.000	5/15/2031	0.37
State of California	West	4.000	10/1/2041	0.36

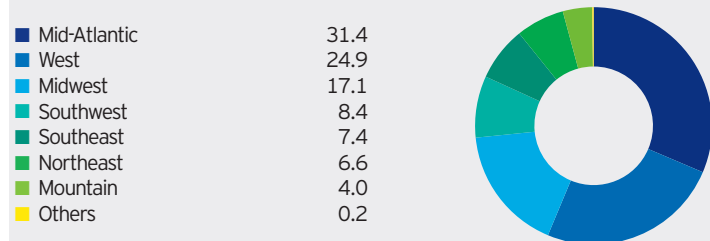
Bond sector breakdown (%)




Maturity breakdown (%)



Region allocation (%)



Currency allocation (%)



The information provided is for informational purposes only and should not be construed as an offer to buy or sell any financial instruments, or a recommendation for any security or fund interest. Invesco Indexing LLC is not an investment adviser or fiduciary and makes no representation regarding the advisability of investing in any security or strategy. There can be no assurance that an investment strategy based on the Invesco Indexes will be successful.

Indexes are unmanaged and it is not possible to invest directly in an index. Exposure to an asset class or trading strategy represented by an index is only available through investable instruments (if any) based on that index. Invesco Indexing LLC does not issue, sponsor, endorse, market, offer, review or otherwise express any opinion regarding any fund, derivative or other security, financial product or trading strategy that is based on, linked to or seeks to track the performance of any Invesco Indexing LLC index.

As of May 31, 2025