



Invesco BulletShares® USD High Yield Corporate Bond 2030 Index

Index facts

Ticker	BSJKU
Rebalancing Frequency	Monthly
Calculation Frequency	Daily
Calculation Currencies	USD
Launch Date	7/1/2020
Base Date	7/1/2020
Base Value	100

Index characteristics

Coupon (%)	6.63
Effective Duration (Yrs)	3.33
Years to Maturity	4.97
Yield to Worst (%)	7.22
Quality	B+
Number of Bonds	182
Market Capitalization (\$ Billion)	140.50
Top 10 Issues (%)	18.25

Quality breakdown (%)

AAA	0.20
BB+	4.57
BB	15.29
BB-	33.94
B+	14.24
B	16.07
B-	6.71
CCC+	4.97
CCC	3.77
CCC-	0.23

Calendar year performance (%)

2024	8.51
2023	14.55
2022	-16.04
2021	1.52

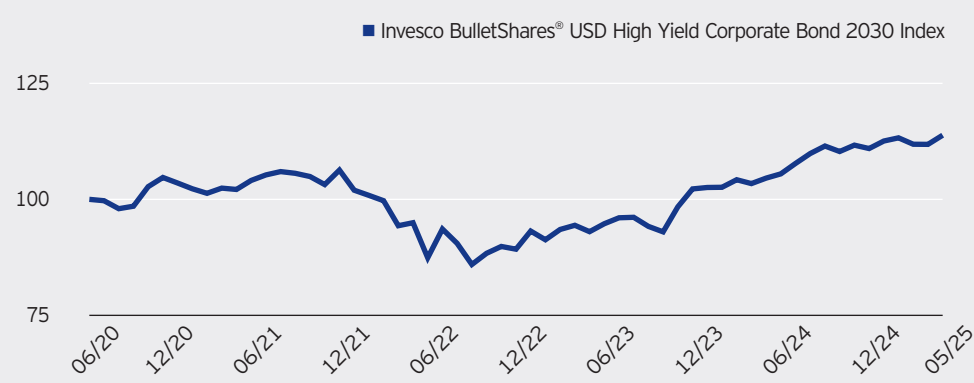
Description

The Invesco BulletShares® USD High Yield Corporate Bond 2030 Index provides exposure to a diversified basket of US dollar-denominated, high yield corporate bonds, all with a maturity - or, in some cases, effective maturity - of 2030. The Index combines the precise maturity exposure of an individual bond with the diversification benefits of a broad basket of securities, and is expected to have a return profile similar to a held-to-maturity bond.

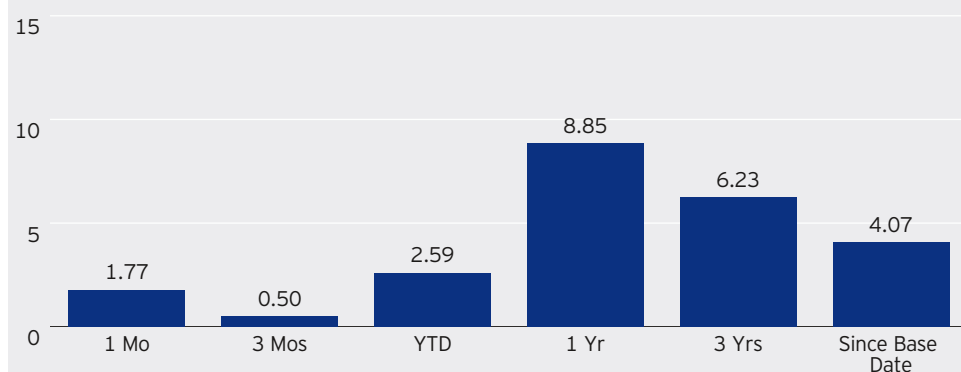
Methodology highlights

The Invesco BulletShares® USD High Yield Corporate Bond 2030 Index consists of US dollar-denominated securities of globally domiciled corporate issuers that pay fixed amounts of taxable interest. Bonds must have a maximum credit rating of BB+ (or equivalent) and a minimum average rating of CCC- (or equivalent). Bonds must also have a minimum outstanding par amount of \$200 million to be included.

Historical performance



Periodic performance (%)




Invesco BulletShares® USD High Yield Corporate Bond 2030 Index


Top 10 constituents by index weight

Issuer	Region	Coupon (%)	Maturity	Weight (%)
HUB International Ltd	Developed Americas	7.250	6/15/2030	2.59
Intelsat Jackson Holdings SA	Developed Europe	6.500	3/15/2030	2.21
EMRLD Borrower LP / Emerald Co-Issuer Inc	Developed Americas	6.625	12/15/2030	2.13
1011778 BC ULC / New Red Finance Inc	Developed Americas	4.000	10/15/2030	1.98
DaVita Inc	Developed Americas	4.625	6/1/2030	1.94
AthenaHealth Group Inc	Developed Americas	6.500	2/15/2030	1.70
Caesars Entertainment Inc	Developed Americas	7.000	2/15/2030	1.54
Tenet Healthcare Corp	Developed Americas	6.125	6/15/2030	1.53
McAfee Corp	Developed Americas	7.375	2/15/2030	1.41
Weatherford International Ltd	Developed Americas	8.625	4/30/2030	1.22

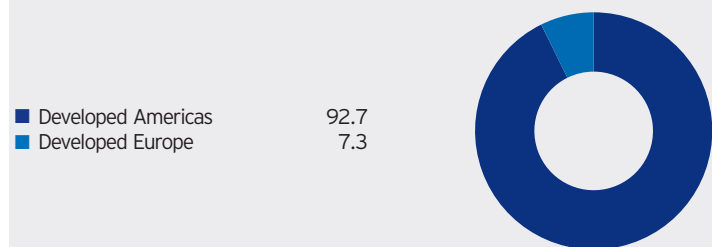
Bond sector breakdown (%)



Maturity breakdown (%)



Region allocation (%)



Currency allocation (%)



The information provided is for informational purposes only and should not be construed as an offer to buy or sell any financial instruments, or a recommendation for any security or fund interest. Invesco Indexing LLC is not an investment adviser or fiduciary and makes no representation regarding the advisability of investing in any security or strategy. There can be no assurance that an investment strategy based on the Invesco Indexes will be successful.

Indexes are unmanaged and it is not possible to invest directly in an index. Exposure to an asset class or trading strategy represented by an index is only available through investable instruments (if any) based on that index. Invesco Indexing LLC does not issue, sponsor, endorse, market, offer, review or otherwise express any opinion regarding any fund, derivative or other security, financial product or trading strategy that is based on, linked to or seeks to track the performance of any Invesco Indexing LLC index.

As of May 31, 2025